


## Stream Indoor Condensing Units

Designed for highly efficient and reliable operation



# The Best Choice For Efficient And Reliable System Design

Copeland™ Stream Condensing Units are Emerson Climate Technologies latest innovative development in the semi-hermetic unit segment. This platform responds to advanced system requirements focusing on efficiency, refrigerant flexibility and reliability.

## Unleashing New Opportunities

For many years, users of semi-hermetic condensing units have relied on Emerson Climate Technologies to provide high performance and value to the refrigeration market. Long term engineering and manufacturing experience combined with innovative technologies now unleash new opportunities in low, medium and high temperature applications.




## Energy Savings Through Superior Efficiency

With increasing energy costs, system efficiency became the key driver to cut life cycle costs of the installation. Thus energy efficiency is at the forefront of new product design at Emerson.

- The unique Discus™ valve technology improves the efficiency of the Stream compressor
- Generously sized condensers lower the condensing pressure and increase savings
- Stream units meet the 2015 requirements of the European Ecodesign Directive (2009/125/EC)

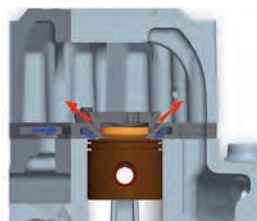
### Standard Compressor Discharge 'Reed'



Dead Volume (Re-expansion)



### Stream Integrated Discharge 'Puck' Valve



No Dead Volume (Re-expansion)



## Multiple Refrigerant Approvals Increasing Flexibility for System Design

Refrigerants are usually chosen by application, costs and environmental impact. With more refrigerants in the market it becomes more important that a system can operate as flexibly as possible. Stream units are approved for operation with R404A, R134a, R407A, R407C, R407F and R22. The benefits are:

- One model fits all refrigerants (universality)
- Design flexibility
- Less variation of refrigeration equipment
- Easier logistics & lower stock levels



CoreSense™ Diagnostics Module




## Maximum Reliability Through CoreSense™ Diagnostics

Besides durable design and the precisely adjusted components CoreSense further improves reliability featuring added protection and diagnostics:

- Motor overheat protection
- Oil level protection
- High discharge temperature protection
- Advanced motor protection against single phasing, locked rotor and voltage imbalance
- Alarm history
- LED status display

The operator and installer benefit from:

- Reduced maintenance time and costs through easy and quick diagnose
- Reduced site visits through remote access
- Increased reliability and durability reduces system downtime



### Features

1. Copeland Stream compressor
2. CoreSense Diagnostics module
3. Condenser with copper tubes and aluminum fins - protected by a coated housing
4. Receiver with sight glass, shut-off valve and relief valve connection
5. HP/LP switch with automatic reset
6. Single phase fans, thermally protected and ErP compliant
7. Electrical box (twin fan models)
8. Discharge line with vibration absorber
9. Sturdy base frame

### CoreSense Diagnostics Interface



### CoreSense Diagnostics – Communication Features

The communication feature of the CoreSense module provides access to information like alarm history, operating parameters and the running status with open Modbus protocol.

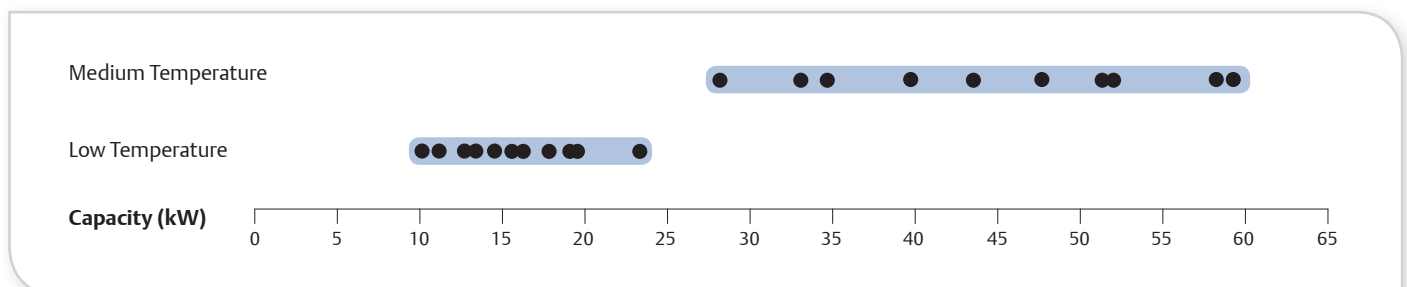
With the free interface software these data can be monitored and configured directly using a PC or service laptop. This allows for a very convenient and precise system diagnose.

### Easy Customization With Wide Range Of Accessories

The Stream Indoor Condensing Unit offers a wide range of different optional accessories:

- Fan speed control
- Unloaded start
- Crankcase heater
- Larger receiver
- Oil separator
- Capacity control
- RS485 to USB converter

### Stream Condensing Units Line-up



Conditions EN13215 R404A: Evaporating Temperature -10°C, Suction Gas Return 20°C, Subcooling 0K



## Technical Overview For Stream Indoor Condensing Units

Model	R404A		R134a*	Number of Fans	Total Fan Power (W)	Receiver Volume (l)	Compressors Max. Operating Current (A) 380-420 V-3~ - 50 Hz	Suction Line Diameter (inch)	Liquid Line Diameter (inch)	Width/Depth/Height (mm)	Weight (kg)
	LT Capacity (kW)	MT Capacity (kW)	MT Capacity (kW)								
V6-4MF-13X	10.8	28.4	18.8	2	800	19	30.8	1 5/8	7/8	1289/955/835	295
Z9-4MA-22X	11.7	34.8	20.9	4	1600	19	36.3	1 5/8	7/8	1600/1108/1263	383
V6-4ML-15X	13.0	32.6	22.0	2	800	19	35.4	1 5/8	7/8	1289/955/835	303
Z9-4MH-25X	13.4	39.5	23.8	4	1600	19	41.6	2 1/8	7/8	1600/1108/1263	389
W9-4MM-20X	14.5	34.6	24.2	2	800	19	39.0	2 1/8	7/8	1600/1108/875	358
Z9-4MI-30X	15.4	43.2	26.0	4	1600	19	46.6	2 1/8	7/8	1600/1108/1263	416
W9-4MT-22X	15.9	46.9	26.9	2	800	19	44.5	2 1/8	7/8	1600/1108/875	358
Z9-4MJ-33X	17.6	46.9	28.7	4	1600	19	52.9	2 1/8	7/8	1600/1108/1263	416
Z9-4MU-25X	19.2	50.7	32.0	4	1600	19	51.9	2 1/8	7/8	1600/1108/1263	392
W99-4MK-35X	18.9	51.3	32.1	4	1600	47	61.1	2 1/8	7/8	1600/1200/1803	504
Z9-6MM-30X	22.8	58.2	37.6	4	1600	19	59.7	2 1/8	7/8	1600/1108/1263	410
W99-6MI-40X	22.1	58.9	36.9	4	1600	47	71.4	2 1/8	7/8	1600/1200/1803	521

EN 13215 Suction Gas Return 20°C, Subcooling 0K

\* 10K Suction Superheat

Please find more specifications and additional refrigerants in Select Software.

DCU161-EN-1310

For more details, see [www.emersonclimate.eu](http://www.emersonclimate.eu)

**Emerson Climate Technologies - European Headquarters** - Pascalstrasse 65 - 52076 Aachen, Germany  
Tel. +49 (0) 2408 929 0 - Fax: +49 (0) 2408 929 570 - Internet: [www.emersonclimate.eu](http://www.emersonclimate.eu)

The Emerson Climate Technologies logo is a trademark and service mark of Emerson Electric Co. Emerson Climate Technologies Inc. is a subsidiary of Emerson Electric Co. Copeland is a registered trademark and Copeland Scroll is a trademark of Emerson Climate Technologies Inc.. All other trademarks are property of their respective owners. Emerson Climate Technologies GmbH shall not be liable for errors in the stated capacities, dimensions, etc., as well as typographic errors. Products, specifications, designs and technical data contained in this document are subject to modification by us without prior notice. Illustrations are not binding.

© 2013 Emerson Climate Technologies, Inc.



**EMERSON. CONSIDER IT SOLVED.™**